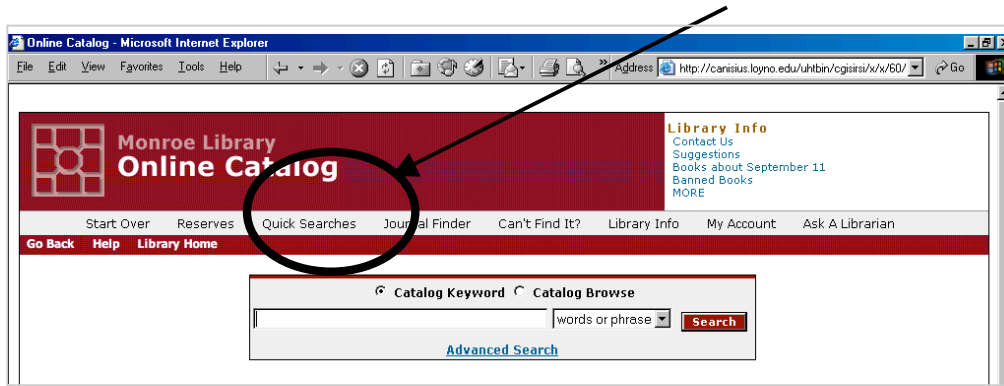
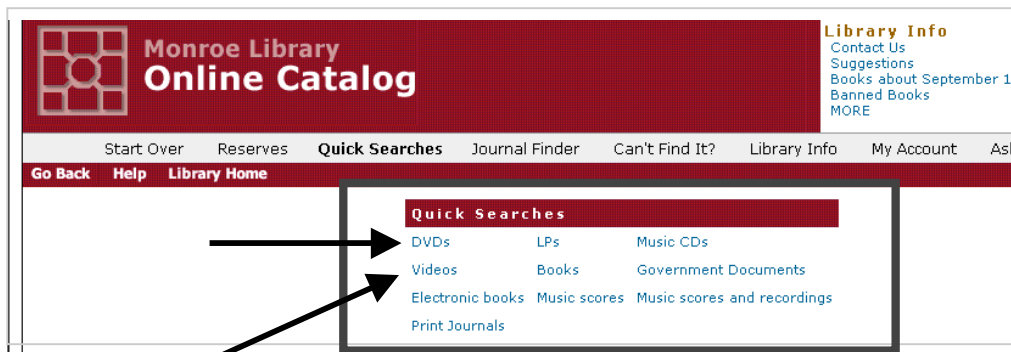


[Library Home](#) > [Ask Us](#) > [DIY Center](#) > [Handouts](#) > Finding Videos

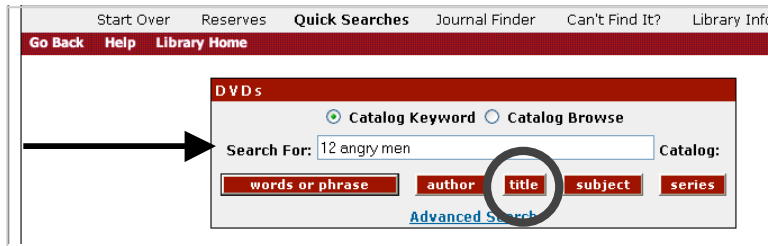
1. On the library's home page, choose the Search + Find tab; then select Our [Catalog](#).
2. On the catalog's main page, click on **Quick Searches**.



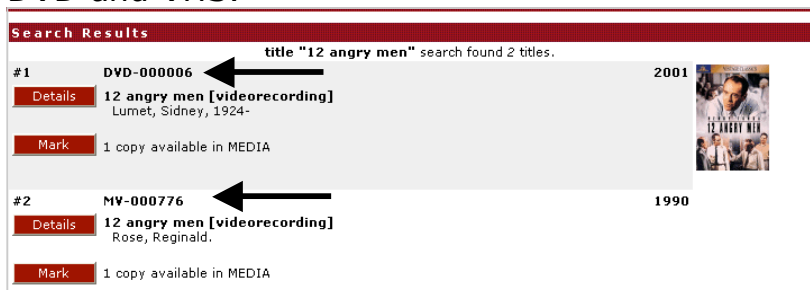
3. If you want to search for videos in any format, click on **Videos**; if you want to search for DVDs only, click on **DVDs**.



4. Enter your search terms in the **Search For** box. Then select the type of search you want (word or phrase, author, title, etc.) by clicking on the appropriate red button.



5. The **Search Results** page shows that the library has this film in both DVD and VHS.



The call number for the DVD is DVD-000006 and the call number for the VHS is MV-000776.

VHS videos and DVDs are organized by an alphanumeric call number system. The alpha part of the call number indicates the format while the numeric part of the call number indicates the order in which the VHS or DVD was received.

MV- is the prefix for VHS tapes.
DVD- is the prefix for DVDs.

So, DVD-000006 (12 Angry Men) is the 6th DVD that the library received and MV-000776 (12 Angry Men) is the 776th VHS video the library received.

VHS are kept behind the Learning Commons desk. Ask for the one you want by call number (MV-002104) there. DVDs are on the 1st floor. Students may check out popular videos. Faculty should reserve videos needed for particular class days to ensure that the videos they need will be available.

If you have questions about finding videos in the catalog or about research in general,

[Ask A Librarian](#)



[Library home](#)